

INFORMATION SESSION

ELTA

ENGLISH LANGUAGE TEACHING ASSISTANT PROGRAM



AGENDA

- ◆ ABOUT ELTA PROGRAM
- ◆ CENTRAL ELTA CENTER
- ◆ APPLICATION PROCESS
- ◆ MUST-KNOWS
- ◆ Q&A

CENTRAL ELTA CENTER



ABOUT ELTA PROGRAM

ABOUT ELTA

English Language Teaching Assistant (ELTA) program was established in 2021 and funded by the Taiwan Ministry of Education. It serves the main island of Taiwan, as well as the offshore territories, through 3 offices comprising the North, Central and South centers.



OUR VISION & MISSION

VISION



In addition to the existing Taiwan Foreign English Teacher Program (TFETP), the ELTA program is established to supplement the 2030 Bilingual Policy as mandated by the Government of the Republic of China (Taiwan).

MISSION



The goal of the ELTA program is to provide a rich and diverse English learning environment for students in Taiwan ' s public elementary and junior high schools.

CENTRAL ELTA CENTER



**CENTRAL
ELTA CENTER**



PROF. SHENG YAO CHENG

Principal Investigator

Director of Graduate Institute of Education
National Chung Cheng University



PROF. JEFFREY GAMBLE

Co-Principal Investigator

Assistant Professor, Department of English
National Changhua University of Education

OUR DUTIES AND CONTACT INFO




Email: centralelta@eltatw.com

Tel: (05) 272-0411 ext. 26214 or 26215

Website: <https://tfetp.epa.ntnu.edu.tw/en/elta/web/home>

Address: Room 106, Building 1, College of Education,
National Chung Cheng University, Chiayi, Taiwan



CENTRAL_ELTA_CENTER









CENTRAL ELTA CENTER




**APPLICATION
PROCESS**

APPLICATION PROCESS

Online Application	Training	Application Result	Job Placement	Contract Signing	Start working
					
2024 February 15 - April 30	2024 April - May	2024 May 8 - May 15	2024 June 1 - August 15	2024 August - September	2024 September - onwards

ELIGIBILITY




WHO CAN APPLY?

International students who are currently studying in Taiwan (including Overseas Chinese students).

All applicants must be **native English speakers**, or recipients of **at least B2 Level** of the Common European Framework of References for Languages (CEFR) within **the past five years**.



ELIGIBILITY



CEFR Conversion Table

CEFR	Cambridge Main Suite	BULATS ALTE	GEPT	New TOEIC	TOEIC Writing and Speaking Test	IELTS	TOEFL		Foreign Language Proficiency Test		Global English Test	Public English Test System (PETS)
							Reading	Listening	Writing	Oral		
C2 Mastery	Certificate of Proficiency in English (CPE)	Level 5 90-100	Superior			8.5 or above		114 or above Reading 29 Listening 28 Speaking 28 Writing 29	Writing	Oral	C2	
C1 Effective Operational Proficiency	Certificate in Advanced English (CAE)	Level 4 75-89	Advanced	945 or above Listening 490 Reading 455	200 (Level 8)	7 or above	627 or above	95 or above Reading 24 Listening 22 Speaking 25 Writing 24	240-330	S-3 or above	C1	PETS-5
B2 Vantage	First Certificate in English (FCE)	Level 3 60-74	High-Intermediate	785 or above Listening 400 Reading 385	160 or above (Level 7)	5.5 or above	543 or above	72 or above Reading 18 Listening 17 Speaking 20 Writing 13	195-239	S-2+	B2	PETS-4
B1 Threshold	Preliminary English Test (PET)	Level 2 40-59	Intermediate	550 or above Listening 275 Reading 275	120 or above (Level 5-6)	4 or above	460 or above	42 or above Reading 4 Listening 9 Speaking 16 Writing 13	150-194	S-2	B1	PETS-3
A2 Waystage	Key English Test (KET)	Level 1 20-39	Elementary	225 or above Listening 110 Reading 115	90 or above (Level 4)		390 or above		105-149	S-1+	A2	PETS-2
A1					Below 90 (Level 1-3)						A1	PETS-1

REQUIRED DOCUMENTS



- ◆ Alien Resident Certificate (ARC)
- ◆ Passport
- ◆ Student ID Card
- ◆ Police Criminal Record Certificate
- ◆ English Language Proficiency Certificate*
- ◆ Work Permit**

(*) For English non-native speakers only

(**) Submit before signing the Employment Contract

POLICE CRIMINAL RECORD CERTIFICATE

ONLINE APPLICATION

APPLICATION FEE: 100NTD

THREE WORKING DAYS

PICK UP IN PERSON



SCAN ME

中華民國●○市警察局

警察刑事紀錄證明

文號 NO.0800202555

茲證明

姓名	身分證或護照號碼	性別	出生日期	國籍	出生地

在臺灣地區查無犯罪紀錄。

局長

中華民國 108 年 6 月 6 日

HOW TO APPLY

All the applications must be submitted via ELTA Application System before **April 30:**

https://tfetp.epa.ntnu.edu.tw/en/elta/web/online_application



TRAINING



NOTE

There will be no interview and the final result will be decided based on your performance during the on-site training sessions.



6

ON-SITE TRAINING

6 HOURS

2024 APRIL 30 - 2024 MAY 10

12

ONLINE TRAINING

12 HOURS

2024 MAY 11 - MAY 31



JOB PLACEMENT



JOB PLACEMENT IS PROVIDED BASED ON:

ELTAS' AVAILABLE TIME

Your working schedule will be arranged based on your available time.

ELTAS' WORKING PREFERENCES

You can choose your preferred working area and grade to teach.

SCHOOLS' REQUIREMENTS

You will be assigned to a school only if you meet all of its requirements.

JOB DESCRIPTION



01

**THEMATIC
LESSON
TEACHING
ASSISTANT**

02

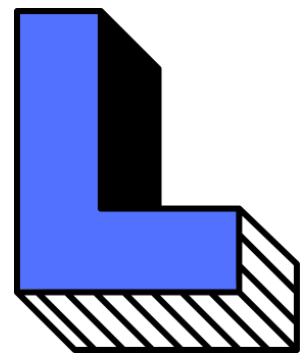
**ENGLISH
CONVERSATION
PARTNER**

03

**ENGLISH
COMPETITION
TRAINER**

04

**CLUB ACTIVITY
LEADER**




■ ■ ■ **AND MORE**

WHAT WE CAN OFFER



400NTD/Session
(one session lasts for 40-45 minutes)



Transportation Arrangements



Accommodation and Lunch
(for the summer and winter camp)



Professional Training



Teaching Resources




Certificate issued by the MOE

CENTRAL ELTA CENTER



**MUST-
KNOWS**

SALARY PAYMENT



400NTD/session (One session lasts for 40-45 minutes)

NET SALARY = GROSS SALARY – INCOME TAX (6%) – LABOR INSURANCE

*Gross Salary = The number of sessions x 400NTD.



INCOME TAX



For non-residents who earn less than 1.5 the minimum wage per month (37,875 NT as of 2021), the income tax rate is **6%**.

For more info, please visit the website of Taiwan Ministry of Finance:
<https://investtaiwan.nat.gov.tw/showPage?lang=eng&search=56>



LABOR INSURANCE



A small amount of money will be deducted from your gross salary as the labor insurance every month.

For more info, please visit the website of Ministry of Labor:

<https://www.bli.gov.tw/en/0011815.html>



TRANSPORTATION



You can use the public transportation (bus, train) or your own vehicle (motorbike, car) to get to your schools.

In case your school is not accessible by any public transportation or the travelling is time consuming, the local **English Teaching Resources Center or schools** may arrange the taxi for you.



TRANSPORTATION FEE REIMBURSEMENT



Transportation fee will be reimbursed to those who use the **public transportation** or **personal vehicle**.

The amount of reimbursement is calculated based on the **bus fare**.



CENTRAL ELTA CENTER

A decorative graphic consisting of a horizontal black line that extends from the left edge of the page, then turns diagonally down and to the right, ending in a solid black circle.

QUESTIONS ANSWERS

Large, abstract blue geometric shapes on the right side of the page. One is a large blue triangle pointing left, and another is a blue line forming a peak shape below it.

The background features a series of overlapping, semi-transparent rectangular outlines in blue and orange. These shapes are arranged in a non-uniform, abstract pattern around the central text. A large orange rectangle is the most prominent, framing the text from the top, bottom, and right sides. Other smaller rectangles in both colors are scattered around, some overlapping each other and the larger orange one.

THANK YOU